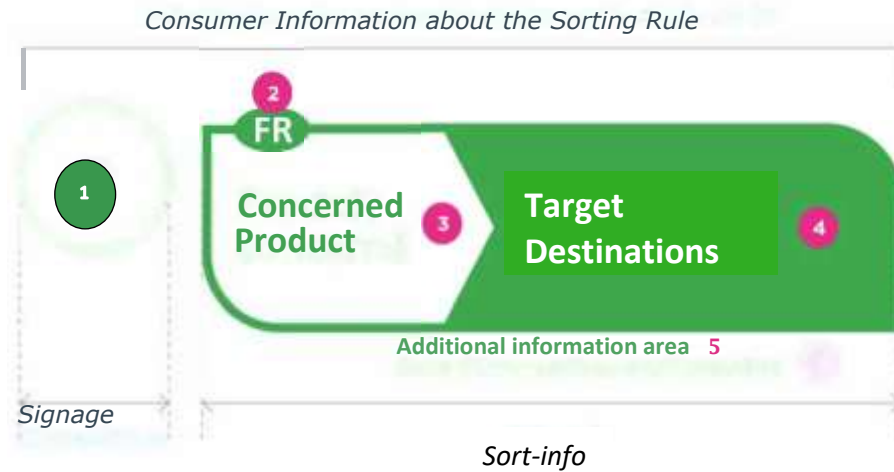


Thermal ABJ Sector SORT-INFO Signage User Guide

EcoLogic

GENERAL PRINCIPLES

Consumer information about the sorting rule comprises of **signage** (logo) and **Sort-info** (a textbox containing the sorting instructions).



Signage

- 1 The *Triman* (Sortman)

Sort-info

- 2 **The reference *FR*** indicates that the instructions are subject to French law and are only applicable in France.
It avoids transposing the instructions especially as they will not necessarily be applicable outside France.
- 3 **Product concerned** by the sorting instructions.
- 4 **Sorting instructions.**
- 5 **Additional information** at the deposit area.

GENERAL PRINCIPLES - WHERE SHOULD THE INFORMATION BE AFFIXED?

Depending on the space available and the scenario, **consumer information on the sorting rule** is placed on the **product** or **packaging** or in the **user instructions** or the producer's internal **Website**.





The following pages detail the 3 scenarios:

- 1- Products **WITHOUT** packaging and **WITHOUT** User Instructions
- 2- Products **WITH** packaging and **WITHOUT** User Instructions
- 3- Products **WITH** packaging and **WITH** User Instructions

GENERAL PRINCIPLES - WHERE SHOULD THE INFORMATION BE AFFIXED?

PRODUCTS WITH PACKAGING AND WITH USER INSTRUCTIONS

In principle, *consumer information on the sorting rule* is placed **on the Product or Packaging**, if the product's size or packaging allows - or **on the User Instructions**.

PRODUCT OR PACKAGING	Display on the product or on the packaging	Display on the User Instructions
Surface of the largest side of the Product or Packaging* > 20 cm ²		
Between 10 cm ² and 20 cm ²		
< 10 cm ²		








* Exposed to the consumer surface only. Information on the back of the packaging is not required.

- The surface space taken up by the domestic Packaging sorting *Signage* to be deducted.

GENERAL PRINCIPLES - WHERE SHOULD THE INFORMATION BE AFFIXED?

PRODUCT WITHOUT PACKAGING AND WITHOUT USER INSTRUCTIONS

Consumer information regarding the sorting rule is displayed **on the Product** or the Producer's **Website**.

PRODUCT	Display on the Product	Display on the Website
Surface of the largest side of the Product > 20 cm ²	 	
Between 10 cm ² and 20 cm ²		 
< 10 cm ²		 

GENERAL PRINCIPLES - WHERE SHOULD THE INFORMATION BE AFFIXED?

PRODUCTS WITH PACKAGING AND WITHOUT USER INSTRUCTIONS

Consumer information regarding the sorting rule is displayed on the product or the packaging, if the product's size or packaging allows. Otherwise, it is displayed on the Producer's Website.

PRODUCT		
Surface of the largest side of the Product	Display on the Product	Display on the Website
> 20 cm ²		
Between 70 cm ² and 20 cm ²		
< 10 cm ²		

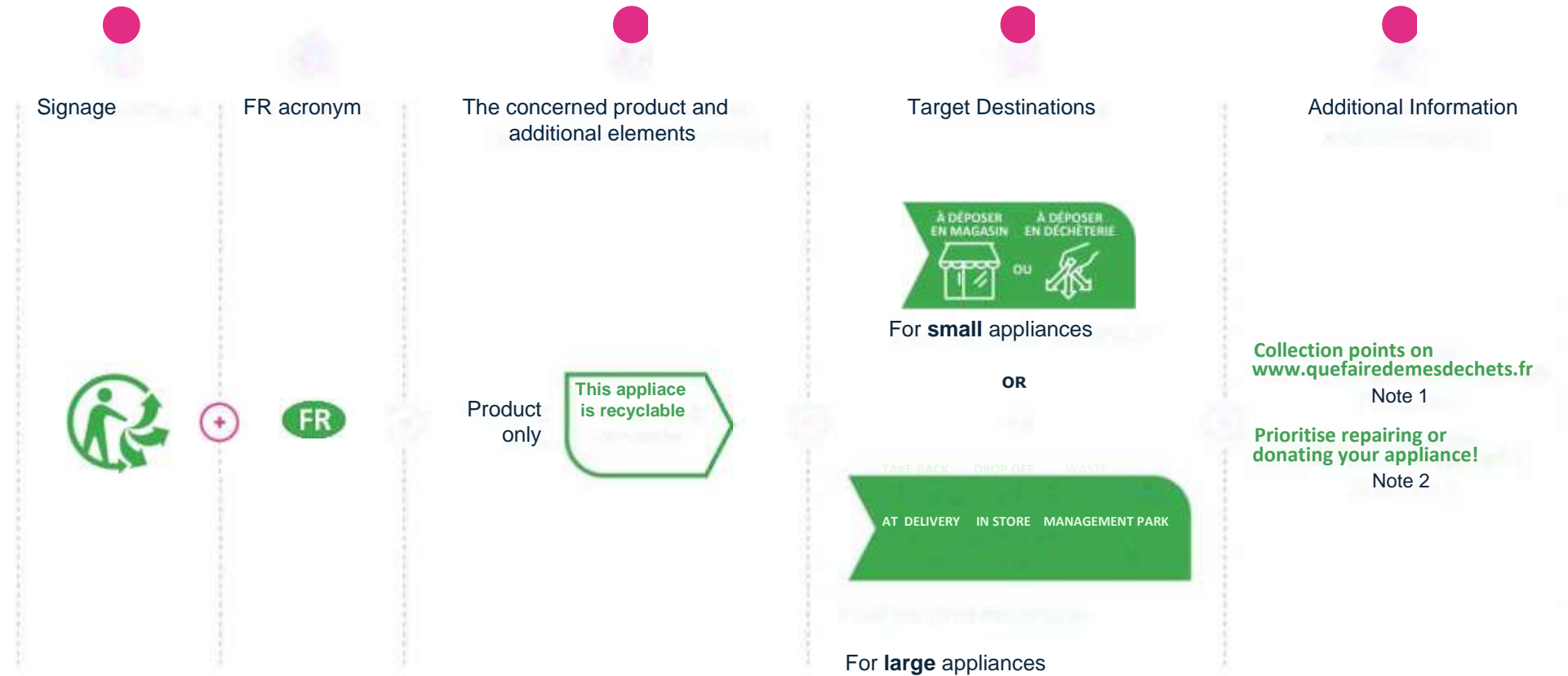
PACKAGING		
Surface of the largest side of the packaging*	Display on the Product	Display on the Website
> 20 cm ²		
Between 10 cm ² and 20 cm ²		
< 10 cm ²		

* The surface space taken up by the domestic Packaging sorting *Signage* to be deducted.

LAYOUT



What are the 5 elements to connect in building *the sorting rule for consumer information*?



ADDITIONAL INFORMATION

2 informational notes supplement the **consumer information on the sorting rule**. Each is written on a single line and located below the **sort-info** textbox.



Note 1 - Mandatory

"Collection points on www.quefairedemesdechets.fr"

The ADEME website. It enables users to find their nearest collection point across the entire national territory.

This note is mandatory regardless of the medium on which the Consumer information on the sorting rule is affixed.

Note 2 - Optional

"Prioritise repairing or donating your appliance!"

This note encourages consumers to extend the life of their electrical appliances by either repairing them or donating them, if they still work.

This note is optional. We recommend using it when space on the medium where it is to be affixed is available.

OTHER FORMATS

Vertical format

Minimum measurements allowed

Small appliances

Large Appliances



Frame format

Minimum measurements allowed

Small appliances

Large appliances



Paperless information

IMPORTANT

The following *Consumer information on the sorting rule* applies only on the website and for products **WITHOUT** packaging and **WITHOUT** user instructions.

MINIMUM HEIGHT ALLOWED



Collection points on www.quefairedemesdechets.fr

Prioritise repairing or donating your appliance!



The minimum Triman height is 6mm.



Collection points on www.quefairedemesdechets.fr

Prioritise repairing or donating your appliance!

70mm

FONT

The text font should be **Calibri Bold**. It is available on most computer equipment.

The minimum font size depends on the textbox area.

Calibri Bold

ABCDEFGHIJKLMNOPQRSTUVWXYZ
abcdefghijklmnopqrstuvwxyz



Collection points on www.quefairedemesdechets.fr - *Minimum 5 pts*
Prioritise repairing or donating your appliance!

COLOURS

You can replace the *Signage* and *Sort-info* green with a colour of your choice as long as you respect the following:

- One only colour
- Colour saturation of minimum 60%
- No fade-outs
- No patterns
- Plain background
- Sufficient contrast between the background and the textbox colour



Authorised



Additional Information Area

Other Colour



Additional Information Area

Black



Additional Information area

Gray



White on a dark background



Not Authorised



Additional Information Area

Several Colours



Colour saturation < 60%



Additional Information area

Fade-out



Non-uniform background

Concerned products

Target Destinations



01 30 57 79 09

contact@ecologic-france.com

www.ecologic-france.com

